















A Guide to Phonics and the Year 1 National Curriculum

The ACET Scheme suggests that children in Year 1 should be completing phase 5 phonics. Through learning phonics, your child is working towards meeting the key stage 1 English requirements for reading and spelling as stated in the national Curriculum.

By the end of year 1 your child should use their phonics knowledge to be able to:

-  apply phonic knowledge and skills as the route to decode words.
-  respond speedily with the correct sound to graphemes (letters or groups of letters) for all 40+ phonemes, including, where applicable, alternative sounds for graphemes
-  read accurately by blending sounds in unfamiliar words containing GPCs that have been taught
-  read common exception words, noting unusual correspondences between spelling and sound and where these occur in the word
-  read words containing taught GPCs and –s, –es, –ing, –ed, –er and –est endings
-  read other words of more than one syllable that contain taught GPCs
-  read words with contractions [for example, I'm, I'll, we'll], and understand that the apostrophe represents the omitted letter(s)
-  read aloud accurately books that are consistent with their developing phonic knowledge and that do not require them to use other strategies to work out words
-  re-read these books to build up their fluency and confidence in word reading.
-  spell words containing each of the 40+ phonemes already taught, common exception words and the days of the week
-  name the letters of the alphabet in order and use letter names to distinguish between alternative spellings of the same sound
-  add suffixes using the spelling rule for adding –s or –es as the plural marker for nouns and the third person singular marker for verbs

- ★ use the prefix un–
- ★ add suffixes using –ing, –ed, –er and –est where no change is needed in the spelling of root words [for example, helping, helped, helper, eating, quicker, quickest]
- ★ apply simple spelling rules and guidance, as listed in English Appendix 1
- ★ write from memory simple sentences dictated by the teacher that include words using the GPCs and common exception words taught so far.
- ★ sit correctly at a table, holding a pencil comfortably and correctly
- ★ begin to form lower-case letters in the correct direction, starting and finishing in the right place
- ★ form capital letters

The full English Programmes of Study can be found on the Government Website

[https://assets.publishing.service.gov.uk/government/uploads/system/uploads/attachment_data/file/335186/PRIMARY_national_curriculum - English 220714.pdf](https://assets.publishing.service.gov.uk/government/uploads/system/uploads/attachment_data/file/335186/PRIMARY_national_curriculum_-_English_220714.pdf)